



District Report Card: 2017


State: Chhattisgarh	District: Durg
Class: 5	Subject: Language
Schools: 61	Students: 1433


Participation/Coverage


Students

<div>GENDER</div> <div></div>	Boys			Girls		
	Number		%	Number		%
	663		46.27	770		53.73

<div>AREA</div> <div></div>	Rural			Urban		
	Number		%	Number		%
	912		63.64	521		36.36

<div>CATEGORY</div> <div></div>	SC		ST		OBC		GEN	
	Number	%	Number	%	Number	%	Number	%
	268	18.70	90	6.28	1023	71.39	52	3.63

<div>CWSN</div> <div></div>	LD	VI	HI	S&LD	ID	Oth
	2	3	0	0	4	0

<div>Management</div> <div></div>	Government			Government-aided		
	Number		%	Number		%
	1403		97.91	30		2.09

Average Performance of Students in Language (%)

Overall	Gender		Area		Management		Social Group			
	Male	Female	Rural	Urban	Govt.	Aided	SC	ST	OBC	GEN
58.00	56.44	59.35	59.63	55.16	58.06	55.56	57.26	52.15	58.74	57.56

Performance on Learning Outcomes (LOs)

Learning Outcomes	Description	Average Performance(%)
L504	Reads and comprehends independently storybooks, news items/ headlines, advertisements etc.	57.38
L508	Reads text with comprehension, locates details and sequence of events	58.32

Range of Performance of Students who Answered Correctly							
Below 30%		30% - 50%		50% - 75%		Above 75%	
Number	%	Number	%	Number	%	Number	%
161	11.24	374	26.10	573	39.99	325	22.68

Lowest Performing Learning Outcomes (LOs)

- 1 - Reads and comprehends independently storybooks, news items/ headlines, advertisements etc. (57.38)
- 2 - Reads text with comprehension, locates details and sequence of events (58.32)